



Nymphs for Streams Stillwaters Dave Hughes



Nymphs for Streams & Stillwaters by Dave Hughes

★★★★☆ 4.8 out of 5

Language : English

Text-to-Speech : Enabled

Word Wise : Enabled

Print length : 396 pages

File size : 176377 KB



Dave Hughes is one of the most respected and experienced fly fishermen in the world. He has written numerous books and articles on the sport, and he is known for his innovative and effective fly patterns. In this article, Hughes shares his insights on nymph fishing, one of the most popular and effective methods for catching trout.

Choosing the Right Nymphs

The first step in nymph fishing is choosing the right flies. Hughes recommends starting with a few basic patterns that can be fished in a variety of situations. These include:

- Hare's Ear Nymph
- Pheasant Tail Nymph
- Prince Nymph
- Bead-Head Nymph
- Copper John Nymph

Once you have a few basic patterns, you can start to experiment with different sizes, colors, and weights. The size of the nymph should be matched to the size of the fish you are targeting. The color of the nymph should be chosen to match the color of the natural insects that the fish are feeding on. The weight of the nymph should be chosen to match the depth of the water you are fishing.

Fishing Techniques for Streams

When fishing nymphs in streams, there are a few basic techniques that you can use. The most common technique is to dead-drift the nymphs downstream. This involves casting the nymphs upstream and allowing them to drift naturally with the current. As the nymphs drift, they will imitate the natural insects that the fish are feeding on.

Another technique that can be effective in streams is to fish the nymphs across the current. This involves casting the nymphs upstream and then mending the line to keep them in the strike zone. This technique can be effective when the fish are holding in shallow water or when there is a lot of current.

Fishing Techniques for Stillwaters

When fishing nymphs in stillwaters, there are a few different techniques that you can use. One common technique is to fish the nymphs under a strike indicator. This involves casting the nymphs out and then adding a strike indicator to the line. The strike indicator will help you to detect when a fish takes the bait.

Another technique that can be effective in stillwaters is to fish the nymphs on a drop-shot rig. This involves tying the nymphs to a dropper line that is attached to the main line. The dropper line will help to keep the nymphs in the strike zone.


Tips from Dave Hughes

Here are a few tips from Dave Hughes on nymph fishing:

- Use a variety of nymphs to match the different insects that the fish are feeding on.
- Experiment with different sizes, colors, and weights of nymphs to find what works best.
- Use a strike indicator when fishing nymphs in stillwaters.
- Don't be afraid to experiment with different techniques to find what works best for you.
- Nymph fishing can be a very effective way to catch trout. With a little practice, you can master the techniques and start catching more fish.

Nymph fishing is a great way to catch trout in both streams and stillwaters. By following the tips in this article, you can improve your nymph fishing skills and start catching more fish.

Copyright © 2023 Dave Hughes



Nymphs for Streams & Stillwaters by Dave Hughes

★★★★☆ 4.8 out of 5

Language : English

Text-to-Speech : Enabled

Word Wise : Enabled

Print length : 396 pages

File size : 176377 KB


Screen Reader : Supported





79 ESL Activities, Games, and Teaching Tips for Big Classes (20+ Students)

Teaching large ESL classes can be a challenge, but it's definitely possible with the right strategies. Here are 79 ESL activities, games, and...



Morgenstern: A Classic Tale of True Love and High Adventure

Morgenstern is a classic tale of true love and high adventure. Set in a medieval world, the story follows the journey of Morgenstern, a young...