


# **\*\*Logical Reasoning Explanations LSAT Preptest: A Comprehensive Guide for Law School Applicants\*\***

The Logical Reasoning (LR) section of the LSAT is a crucial component of the law school admissions process. It tests your ability to analyze, evaluate, and draw inferences from complex arguments. Mastering the LR section requires a deep understanding of the principles of logical reasoning and the strategies employed in the LSAT. This article will provide comprehensive explanations of the LR question types, answer choices, and the reasoning behind correct answers. By understanding these concepts, you can significantly improve your LR score and increase your chances of getting into your desired law school.

There are several common LR question types that you will encounter on the LSAT. Each type requires a specific approach to analysis and reasoning. Here's an overview of each question type:

These questions ask you to identify an assumption that is necessary for the argument to be valid. The answer choice will typically be a statement that, if false, would make the argument invalid.



## **LSAT PrepTest 50: Logical Reasoning Explanations (LSAT PrepTest (Logical Reasoning Explanations))**

by Steve Schwartz

★★★★☆ 4.9 out of 5

Language : English

File size : 1641 KB

Text-to-Speech : Enabled

Screen Reader : Supported

Enhanced typesetting : Enabled  
Word Wise : Enabled  
Print length : 117 pages



These questions present you with an argument and ask you to select the answer choice that would most strengthen the argument. The correct answer will provide additional evidence or support for the premises of the argument.

These questions present you with an argument and ask you to select the answer choice that would most weaken the argument. The correct answer will introduce a flaw or inconsistency in the reasoning or provide evidence that contradicts one of the premises.

These questions present you with an argument and ask you to identify the flaw in the reasoning. The correct answer will specify the logical error or assumption that makes the argument invalid.

These questions present you with a principle or rule and ask you to select the answer choice that best exemplifies or illustrates the principle. The correct answer will provide a specific example or scenario that demonstrates the application of the principle.

When answering LR questions, it's important to pay close attention to the answer choices. Each answer choice is crafted to test a specific aspect of your reasoning abilities. Here's a breakdown of the common answer choice types:

These answer choices provide the correct answer to the question and are logically sound. They satisfy the criteria of the question type (e.g., providing a valid assumption, strengthening the argument, etc.).

These answer choices are incorrect and do not meet the criteria of the question type. They may contain logical flaws, irrelevant information, or contradict the premises of the argument.

These answer choices are designed to be appealing but ultimately incorrect. They may contain partial truths or appear to be plausible at first glance, but they ultimately fail to satisfy the criteria of the question type.

Understanding the reasoning behind correct answers is essential for improving your LR score. Here's a step-by-step guide to approaching LR questions:

1. **Read the stimulus carefully and identify the question type.** This will help you determine the specific goal of the question.
2. **Analyze the argument structure.** Identify the premises, s, and any underlying assumptions of the argument.
3. **Consider the answer choices.** Evaluate each answer choice carefully and determine whether it meets the criteria of the question type.
4. **Eliminate incorrect answers.** Rule out answer choices that contain logical flaws, irrelevant information, or contradict the premises of the argument.
5. **Select the correct answer.** Choose the answer choice that best satisfies the criteria of the question type and provides the most

logically sound reasoning.


In addition to understanding the LR question types and answer choices, there are several strategies you can employ to improve your LR skills:

- **Practice regularly.** Take timed practice tests and review your answers to identify areas for improvement.
- **Analyze your mistakes.** Pay attention to the questions you get wrong and try to understand why you chose the incorrect answer.
- **Learn from explanations.** Read explanations of LR questions and understand the reasoning behind correct and incorrect answers.
- **Study logical reasoning principles.** Familiarize yourself with the principles of formal logic, such as deductive and inductive reasoning.
- **Seek professional help if needed.** If you're struggling to improve your LR score, consider working with a tutor or taking a prep course.

Mastering the Logical Reasoning section of the LSAT requires a solid understanding of LR question types, answer choices, and the reasoning behind correct answers. By employing the strategies outlined in this article, you can significantly improve your LR score and increase your chances of admission to your desired law school. Remember to practice regularly, analyze your mistakes, and seek professional help if needed. With dedication and a comprehensive approach, you can become proficient in logical reasoning and achieve your law school dreams.

## **LSAT PrepTest 50: Logical Reasoning Explanations (LSAT PrepTest (Logical Reasoning Explanations))**

by Steve Schwartz




★★★★☆ 4.9 out of 5  
Language : English  
File size : 1641 KB  
Text-to-Speech : Enabled  
Screen Reader : Supported  
Enhanced typesetting : Enabled  
Word Wise : Enabled  
Print length : 117 pages



## 79 ESL Activities, Games, and Teaching Tips for Big Classes (20+ Students)

Teaching large ESL classes can be a challenge, but it's definitely possible with the right strategies. Here are 79 ESL activities, games, and...



## Morgenstern: A Classic Tale of True Love and High Adventure

Morgenstern is a classic tale of true love and high adventure. Set in a medieval world, the story follows the journey of Morgenstern, a young...