


Improve Horse Human Communication: Life Skills for Horses



Horses are incredibly social animals that have been interacting with humans for thousands of years. This has led to a deep bond between us, and horses have become an integral part of our lives. However, communication between horses and humans can sometimes be challenging. Horses have their own way of communicating, which is often very different from our own. This can lead to misunderstandings and frustration on both sides.

How To Begin Equine Clicker Training: Improve Horse-Human Communication (Life Skills for Horses)



by Douglas Perry

★★★★☆ 4.6 out of 5

Language : English
File size : 66601 KB
Text-to-Speech : Enabled
Screen Reader : Supported
Enhanced typesetting : Enabled
Word Wise : Enabled
Print length : 281 pages
Lending : Enabled



Fortunately, there are a number of things that we can do to improve horse human communication. By learning to understand their body language and vocalizations, and by using our own body language and voice to communicate with them, we can build a stronger and more harmonious relationship with our horses.

Understanding Horse Body Language

One of the most important aspects of horse human communication is understanding horse body language. Horses communicate a great deal through their body movements, and it is important to be able to interpret these movements in order to understand what they are trying to say.

Some of the most common horse body language cues include:

- **Ears:** Horses' ears are very expressive, and can communicate a wide range of emotions. Forward-pointing ears indicate attention, while flattened ears indicate fear or aggression.

- **Eyes:** Horses' eyes can also express a wide range of emotions. A soft, relaxed eye indicates trust and affection, while a wide-eyed, staring look indicates fear or aggression.
- **Head and neck:** The position of a horse's head and neck can also communicate a great deal. A high head and arched neck indicates confidence and dominance, while a low head and submissive neck indicates fear or submission.
- **Body:** The position of a horse's body can also communicate a great deal. A relaxed, standing horse indicates comfort and contentment, while a tense, fidgety horse indicates anxiety or stress.
- **Tail:** The position of a horse's tail can also communicate a great deal. A high, swishing tail indicates excitement or aggression, while a low, relaxed tail indicates calmness or contentment.

By learning to understand these body language cues, we can better understand what our horses are trying to say to us.

Understanding Horse Vocalizations

In addition to body language, horses also communicate through vocalizations. Horses have a wide range of vocalizations, each of which has a different meaning. Some of the most common horse vocalizations include:

- **Whinnies:** Whinnies are high-pitched, drawn-out calls that are used to communicate over long distances. Whinnies can be used to signal danger, excitement, or to contact other horses.

- **Squeals:** Squeals are short, high-pitched calls that are used to express pain or fear. Squeals can also be used to communicate with other horses.
- **Grunts:** Grunts are low, guttural calls that are used to express aggression or dominance. Grunts can also be used to communicate with other horses.
- **Snorts:** Snorts are short, explosive calls that are used to express surprise or alarm. Snorts can also be used to communicate with other horses.
- **Sighs:** Sighs are long, drawn-out breaths that are used to express contentment or relaxation. Sighs can also be used to communicate with other horses.

By learning to understand these vocalizations, we can better understand what our horses are trying to say to us.

Communicating with Horses

Once we have a basic understanding of horse body language and vocalizations, we can start to communicate with them more effectively.

There are a number of ways to communicate with horses, including:

- **Body language:** We can use our own body language to communicate with horses. For example, we can use a forward-pointing gaze to indicate attention, or we can use a relaxed, submissive posture to indicate trust and affection.
- **Voice:** We can also use our voice to communicate with horses. For example, we can use a soft, soothing voice to communicate calmness

and reassurance, or we can use a more assertive voice to communicate dominance or aggression.

- **Touch:** We can also use touch to communicate with horses. For example, we can use a gentle touch to communicate affection or reassurance, or we can use a more forceful touch to communicate dominance or aggression.


It is important to be aware of the different ways that we can communicate with horses, and to use these methods in a way that is appropriate for the situation.

Building a Strong Horse Human Relationship

By understanding horse body language and vocalizations, and by using our own body language, voice, and touch to communicate with them, we can build a stronger and more harmonious relationship with our horses. This relationship will be based on trust, respect, and mutual understanding.

Here are some tips for building a strong horse human relationship:

- **Spend time with your horse:** The more



How To Begin Equine Clicker Training: Improve Horse-Human Communication (Life Skills for Horses)

by Douglas Perry

★★★★☆ 4.6 out of 5

Language : English

File size : 66601 KB

Text-to-Speech : Enabled

Screen Reader : Supported

Enhanced typesetting : Enabled


Word Wise : Enabled

Print length : 281 pages
Lending : Enabled



79 ESL Activities, Games, and Teaching Tips for Big Classes (20+ Students)

Teaching large ESL classes can be a challenge, but it's definitely possible with the right strategies. Here are 79 ESL activities, games, and...



Morgenstern: A Classic Tale of True Love and High Adventure

Morgenstern is a classic tale of true love and high adventure. Set in a medieval world, the story follows the journey of Morgenstern, a young...