


An Unofficial Guide to Tips and Tricks That Other Guides Won't Teach You

This unofficial guide will teach you tips and tricks that other guides won't, helping you to become a better player.



Hacks for Fortnitters: An Unofficial Guide to Tips and Tricks That Other Guides Won't Teach You by Anna Bright

★★★★☆ 4.3 out of 5

Language : English
File size : 19676 KB
Text-to-Speech : Enabled
Screen Reader : Supported
Enhanced typesetting : Enabled
Word Wise : Enabled
Print length : 158 pages



1. Use the minimap

The minimap is a valuable tool that can help you to stay aware of your surroundings and make better decisions. Here are a few tips for using the minimap effectively:

- Keep an eye on the minimap at all times. This will help you to see where your teammates and enemies are located, as well as any objectives that need to be captured or defended.
- Use the minimap to plan your movements. By looking at the minimap, you can see which areas are safe to move through and which areas

are dangerous. This can help you to avoid getting into unnecessary fights and to make better decisions about where to go.

- Use the minimap to communicate with your teammates. By pinging the minimap, you can let your teammates know where you are going or where you need help. This can help to improve coordination and teamwork.

2. Learn the mechanics of the game

In order to become a better player, it is important to understand the mechanics of the game. This includes things like how damage is calculated, how armor works, and how different abilities interact with each other. The more you know about the mechanics of the game, the better you will be able to make informed decisions and outplay your opponents.

3. Practice makes perfect

The best way to improve at any game is to practice. The more you play, the more you will learn about the game and the better you will become at making quick decisions and executing your plans. There are a number of ways to practice, including:

- Playing against bots. This is a great way to learn the basics of the game and to practice your skills without having to worry about losing.
- Playing against other players online. This is a more challenging way to practice, but it is also a great way to learn from other players and to improve your skills.
- Watching professional players stream their games. This is a great way to learn from some of the best players in the world and to see how they

approach the game.


4. Don't be afraid to experiment

One of the best ways to improve at a game is to experiment with different strategies and tactics. Don't be afraid to try new things and see what works for you. The more you experiment, the more you will learn about the game and the better you will become at adapting to different situations.

5. Have fun

At the end of the day, playing a game should be enjoyable. If you're not having fun, then you're not going to be motivated to practice and improve. So make sure to find a game that you enjoy and stick with it. The more you enjoy the game, the better you will become at it.

By following these tips, you can improve your skills and become a better player. Remember, practice makes perfect, so don't be afraid to experiment and have fun.



Hacks for Fortnitters: An Unofficial Guide to Tips and Tricks That Other Guides Won't Teach You by Anna Bright

★★★★☆ 4.3 out of 5


Language : English
File size : 19676 KB
Text-to-Speech : Enabled
Screen Reader : Supported
Enhanced typesetting : Enabled
Word Wise : Enabled
Print length : 158 pages





79 ESL Activities, Games, and Teaching Tips for Big Classes (20+ Students)

Teaching large ESL classes can be a challenge, but it's definitely possible with the right strategies. Here are 79 ESL activities, games, and...



Morgenstern: A Classic Tale of True Love and High Adventure

Morgenstern is a classic tale of true love and high adventure. Set in a medieval world, the story follows the journey of Morgenstern, a young...