


50 Effortless Lessons to Master Hundreds of New Words, Phrases, and Idioms

Enhancing your vocabulary is not just about impressing others with your eloquence; it's also about unlocking new worlds, enriching your self-expression, and sharpening your critical thinking skills. Mastering new words, phrases, and idioms can seem daunting, but with the right approach, it can be an effortless and rewarding journey.

1. The Power of Storytelling

Stories have the magical ability to transport you to different worlds, introduce you to new characters, and teach you invaluable lessons. When you read or listen to stories, pay attention to the unfamiliar words and phrases. Write them down and research their meanings. This immersive approach makes learning new vocabulary a natural and enjoyable experience.



Vocabulary Builder Workbook for Adults (Beginner ESL/EFL): 50+ Lessons to Easily Master Hundreds of New Words, Phrases, Idioms, and Expressions

(Advanced English) by Jackie Bolen

★★★★★ 5 out of 5

Language	: English
File size	: 359 KB
Text-to-Speech	: Enabled
Screen Reader	: Supported
Enhanced typesetting	: Enabled
Word Wise	: Enabled
Print length	: 200 pages
Lending	: Enabled



SEO-Optimized Image with Alt Attribute: A young woman reading a book, lost in a world of stories and new words.

2. Word of the Day

Make it a habit to learn a new word every day. You can subscribe to online word-of-the-day services, use apps, or simply write down a new word on a sticky note and place it somewhere you'll see it often. Repetition is key, so revisit the words you've learned to strengthen your memory.

SEO-Optimized Image with Alt Attribute: A colorful calendar with "Word of the Day" marked in bold for each date.

3. Language Learning Apps

Technology is your ally when it comes to vocabulary expansion. Language learning apps like Duolingo, Babbel, and Rosetta Stone offer gamified lessons, interactive exercises, and personalized vocabulary recommendations. These apps make learning new words fun and engaging, keeping you motivated along the way.

SEO-Optimized Image with Alt Attribute: A smartphone screen displaying a language learning app with vibrant graphics and interactive exercises.

4. Contextualized Learning

Don't learn words in isolation. Immerse yourself in texts, articles, and conversations where you can encounter new words in context. This helps

you understand the subtle nuances of word usage, including their connotations and collocations. Use a dictionary or thesaurus to explore synonyms, antonyms, and related terms.

SEO-Optimized Image with Alt Attribute: A group of students discussing a text, highlighting unfamiliar words and phrases in various colors.

5. Active Recall

Passive learning, like reading and listening, is not enough to master new vocabulary. You need active recall to solidify your memory. Test yourself regularly by writing down words and their meanings, using flashcards, or engaging in vocabulary games like Scrabble or Bananagrams.

SEO-Optimized Image with Alt Attribute: A person playing Scrabble, connecting letters to form words on a game board.

6. Spaced Repetition

Don't try to cram all the new words you learn into one study session. Instead, use spaced repetition to gradually reinforce your memory. Review words at increasing intervals—for example, after 1 day, 3 days, 1 week, and so on. This technique strengthens connections in your brain, making it easier to remember and recall words in the long run.

SEO-Optimized Image with Alt Attribute: A graph illustrating the concept of spaced repetition, with review intervals gradually increasing over time.

7. Make New Connections

When you encounter a new word, make an effort to connect it to something you already know. This can be a visual image, a related concept, or even a

personal experience. By creating these associations, you're building a strong and meaningful network of words in your memory.

SEO-Optimized Image with Alt Attribute: A person drawing a mind map, connecting new words to existing concepts with lines and annotations.

8. Visual Learning

Visual learners often benefit from using flashcards, images, or diagrams to associate words with their meanings. Create your own flashcards or use online resources like Quizlet to create visual representations of the words you're learning. You can also use word clouds to visualize the frequency and relationships between different words.

SEO-Optimized Image with Alt Attribute: A vibrant word cloud with words of different sizes and colors, representing their frequency and relationships.

9. Music to Your Ears

Music can be a powerful tool for vocabulary enhancement. Listen to songs in your native language that use interesting vocabulary, and pay attention to the lyrics. You can also try listening to music in a foreign language to expand your horizons even further.

SEO-Optimized Image with Alt Attribute: A person listening to music through headphones, immersed in the lyrics and expanding their vocabulary.

10. Writing Practice

Writing is a fantastic way to put your new vocabulary into action. Use the words you've learned in your journal, emails, or creative writing. By actively

using new words in context, you're reinforcing their meaning and strengthening your ability to recall them.

SEO-Optimized Image with Alt Attribute: A person writing in a journal, experimenting with new words and phrases in their written expression.

11. Word Roots and Etymology

Understanding the origins of words can help you grasp their meaning more deeply. Explore the etymology of words to discover their root words, prefixes, and suffixes. This knowledge gives you a deeper appreciation for the nuances of language and makes it easier to decipher unfamiliar words in the future.

SEO-Optimized Image with Alt Attribute: A chart displaying the etymology of various words, tracing their roots through different languages.

12. Idioms and Phrases

Idioms and phrases are colorful expressions that often have a figurative or metaphorical meaning. Understanding these idioms is crucial for effective communication. Make a list of common idioms and their meanings, and practice using them in your own speech and writing.

SEO-Optimized Image with Alt Attribute: A group of people laughing and using idioms in their conversation.

13. Cultural Context

Language is deeply rooted in culture. To fully understand the meaning of words, it's important to consider their cultural context. Research the history,

customs, and traditions associated with different words and phrases to gain a comprehensive understanding of their usage.

SEO-Optimized Image with Alt Attribute: A group of people wearing traditional clothing, engaged in a conversation that reflects their cultural context.

14. Synonyms and Antonyms

Expanding your vocabulary means knowing not just different words but also their synonyms and antonyms. By understanding the subtle differences between words, you can express yourself more precisely and avoid repetition.

SEO-Optimized Image with Alt Attribute: A visualization of a thesaurus, displaying a list of synonyms and antonyms for a given word.

15. Practice Makes Perfect

Consistent practice is the key to vocabulary mastery. Set aside dedicated time for vocabulary learning, even if it's just for 15 minutes a day. Engage in activities like reading, writing, speaking, and listening to expose yourself to new words in various contexts.

SEO-Optimized Image with Alt Attribute: A person sitting at a desk, surrounded by books and notes, actively practicing vocabulary learning techniques.

16. Reading Widely

Reading widely exposes you to a vast array of words and phrases, both common and uncommon. Choose books, articles, and other written

materials that are slightly above your current reading level. This challenges you to encounter new vocabulary and expand your horizons.

SEO-Optimized Image with Alt Attribute: A stack of books with different genres and topics, representing the importance of reading widely.

17. Seek Feedback

Don't be afraid to seek feedback from others on your vocabulary usage. Ask friends, family, or teachers to point out any unfamiliar words or phrases you use. This constructive criticism helps you identify areas for improvement and fine-tune your command of language.

SEO-Optimized Image with Alt Attribute: A group of people sitting in a circle, discussing a text and providing feedback on vocabulary usage.

18. Be Inquisitive

Curiosity is the driving force behind vocabulary expansion. Don't just accept unfamiliar words at face value. Question their meaning, research their etymology, and explore their nuances. This active engagement with language enriches your understanding and makes learning more enjoyable.

SEO-Optimized Image with Alt Attribute: A person looking up a word in a dictionary, eager to uncover its meaning and etymology.


19. Embrace Mistakes

Mistakes are inevitable in the journey of vocabulary expansion. Don't let them discourage you. Use errors as opportunities to learn and refine your understanding. Embrace the process of trial and error, and you'll find that your vocabulary grows stronger with each mistake you correct.

SEO-Optimized Image with Alt Attribute: A person crossing out a misspelled word and writing the correct spelling, symbolizing the learning process from mistakes.

20. Variety is Key

Don't stick to one



Vocabulary Builder Workbook for Adults (Beginner ESL/EFL): 50+ Lessons to Easily Master Hundreds of New Words, Phrases, Idioms, and Expressions (Advanced English) by Jackie Bolen

★★★★★ 5 out of 5


Language : English
File size : 359 KB
Text-to-Speech : Enabled
Screen Reader : Supported
Enhanced typesetting : Enabled
Word Wise : Enabled
Print length : 200 pages
Lending : Enabled





79 ESL Activities, Games, and Teaching Tips for Big Classes (20+ Students)

Teaching large ESL classes can be a challenge, but it's definitely possible with the right strategies. Here are 79 ESL activities, games, and...



Morgenstern: A Classic Tale of True Love and High Adventure

Morgenstern is a classic tale of true love and high adventure. Set in a medieval world, the story follows the journey of Morgenstern, a young...